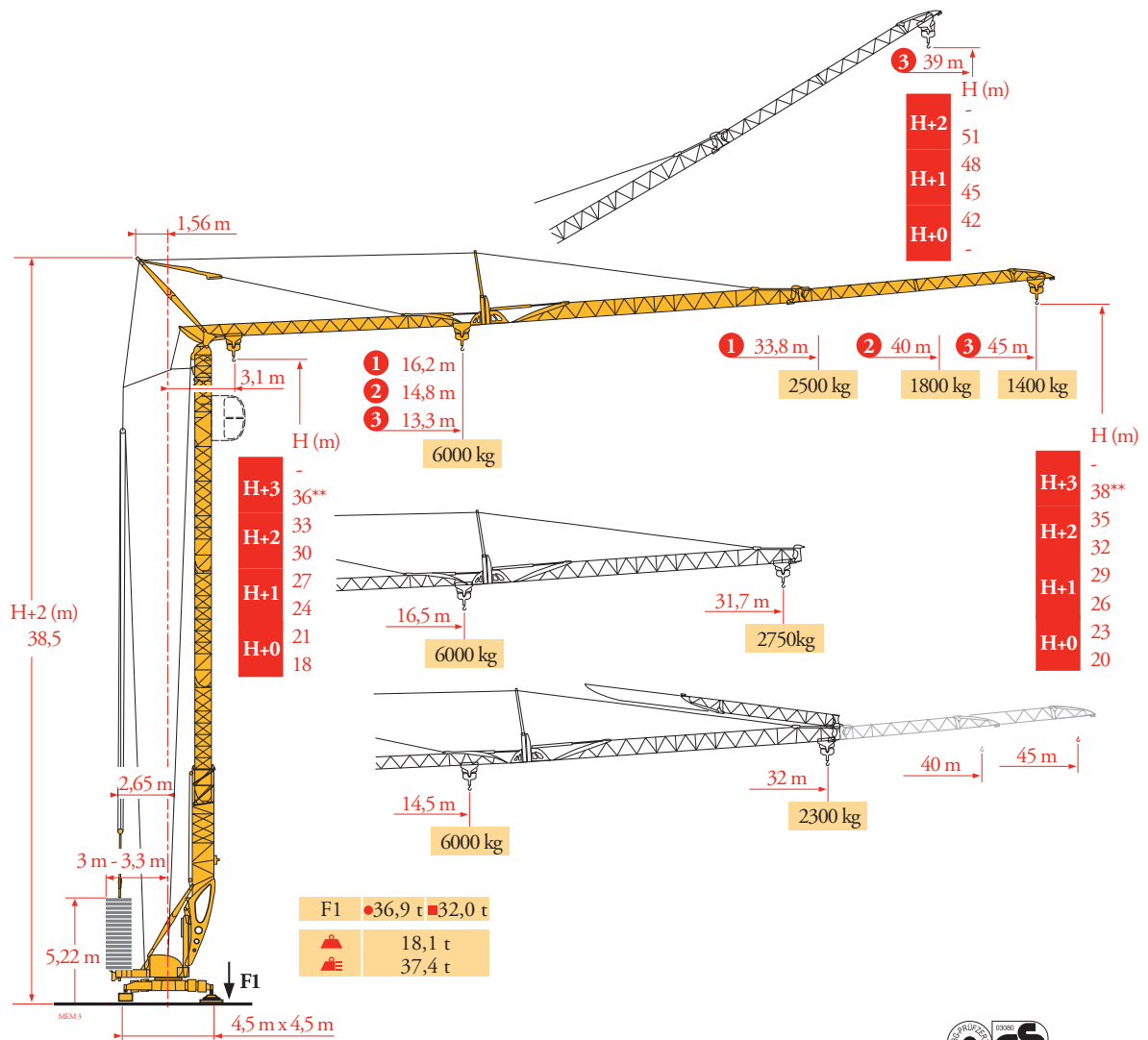


# Potain Igo T 85 A

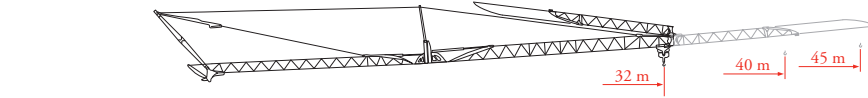


Courbes de charges  
Lastkurven  
Load diagrams  
Curvas de cargas  
Curve di carico  
Curva de cargas  
Диаграммы грузоподъемностей

MEM<sub>3</sub>

45 m	3,1 ▶	12,7	14	16	18	20	22,4	23,7	26	28	30	32	34	36	38	40	42	45	m
		6000	5330	4520	3915	3445	3000	2800	2500	2285	2100	1935	1795	1670	1555	1460	1370	1250	kg
							3000	2800	2500	2285	2100	1935	1795	1670	1555	1460	1370	1250	kg
								3000	2700	2450	2250	2100	1950	1850	1700	1600	1500	1400	kg

40 m	3,1 ▶	13,9	16	18	20	22	24,6	26	28	30	32	34	36	38	40	m
		6000	5045	4375	3850	3430	3000	2805	2565	2355	2180	2020	1885	1760	1650	kg
							3000	2805	2565	2355	2180	2020	1885	1760	1650	kg
								3000	2750	2550	2350	2200	2050	1900	1800	kg



33,8 m	3,1 ▶	15,4	18	20	22	24	26	27,6	29	32	33,8	m
		6000	4995	4405	3930	3545	3220	3000	2830	2510	2350	kg
								3000	2830	2510	2350	kg
									3000	2650	2500	kg

Flèche relevée  
Ausleger in Steilstellung  
Luffing jib  
Flecha izada  
Braccio impennato  
Lançã inclinada  
Маховая стрела

MEM<sub>4</sub>

32 m	3,1 ▶	13,7	15	16	18	20	22	24,3	25,5	28	30	32	m
		6000	5390	4985	4320	3805	3390	3000	2835	2530	2325	2150	kg
								3000	2835	2530	2325	2150	kg
									3000	2700	2500	2300	kg

45 m	▶19,5	21,2	22	24	26	28	30	32	34	36	38	39	m
	3000	2715	2595	2325	2105	1920	1760	1620	1500	1390	1295	1250	kg
	3000	2850	2600	2350	2150	1950	1800	1650	1550	1450	1400		kg

40 m	▶21,5	22,9	24	26	28	30	32	34,8	m
	3000	2775	2625	2375	2170	1990	1835	1650	kg
	3000	2850	2550	2350	2150	2000	1800		kg

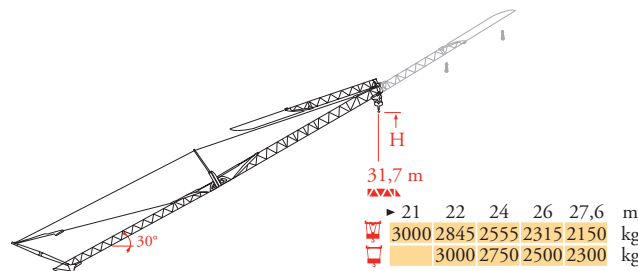
  

33,8 m	▶24	25,2	26	28	29,3	m
	3000	2820	2720	2485	2350	kg
	3000	2900	2650	2500		kg

31,7 m	▶24,5	25,7	26	27,6	m
	3000	2835	2795	2600	kg
	3000	2950	2750		kg

MEM (m)	45	40	33,8	31,7
H+2	-	-	-	-
H+1	51	48,5	45,4	44,4
H+0	45	42,5	39,4	38,4
	42	39,5	36,4	35,4
	-	-	-	-



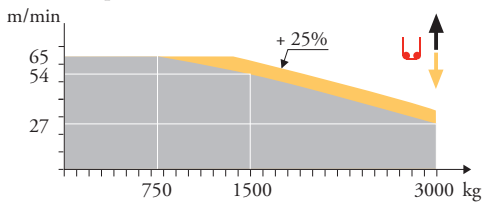
- FR** Réactions en service / Reaktionskräfte in Betrieb / Reactions in service / Reacciones en servicio / Reazioni in servizio / Reacções em serviço / Реакции при работе
- DE** Reaktionskräfte außer Betrieb / Reactions out of service / Reacciones fuera de servicio / Reazioni fuori servizio / Reacções fora de serviço / Реакции в покое
- EN** Without load, ballast (und transport axes), with maximum height. / Gross ballast weight.
- ES** Sin carga, sin lastre, (ni tren de transporte), flecha y altura máxima. / Peso total del lastre.
- IT** A vuoto, senza zavorra (ne assali di trasporto) con braccio massimo e altezza massima. / Peso totale della zavorra.
- PT** Sem carga (nem trem de transporte)- sem lastro com lança e altura máximas. / Peso total do lastro.
- RU** Вес без груза, балласта (или транспортных осей), с максимальной длиной стрелы и максимальной высотой. / общий вес груза

Mécanismes  
Antriebe  
Mechanisms  
Mecanismos  
Meccanismi  
Mecanismos  
Механизмы

MEM7

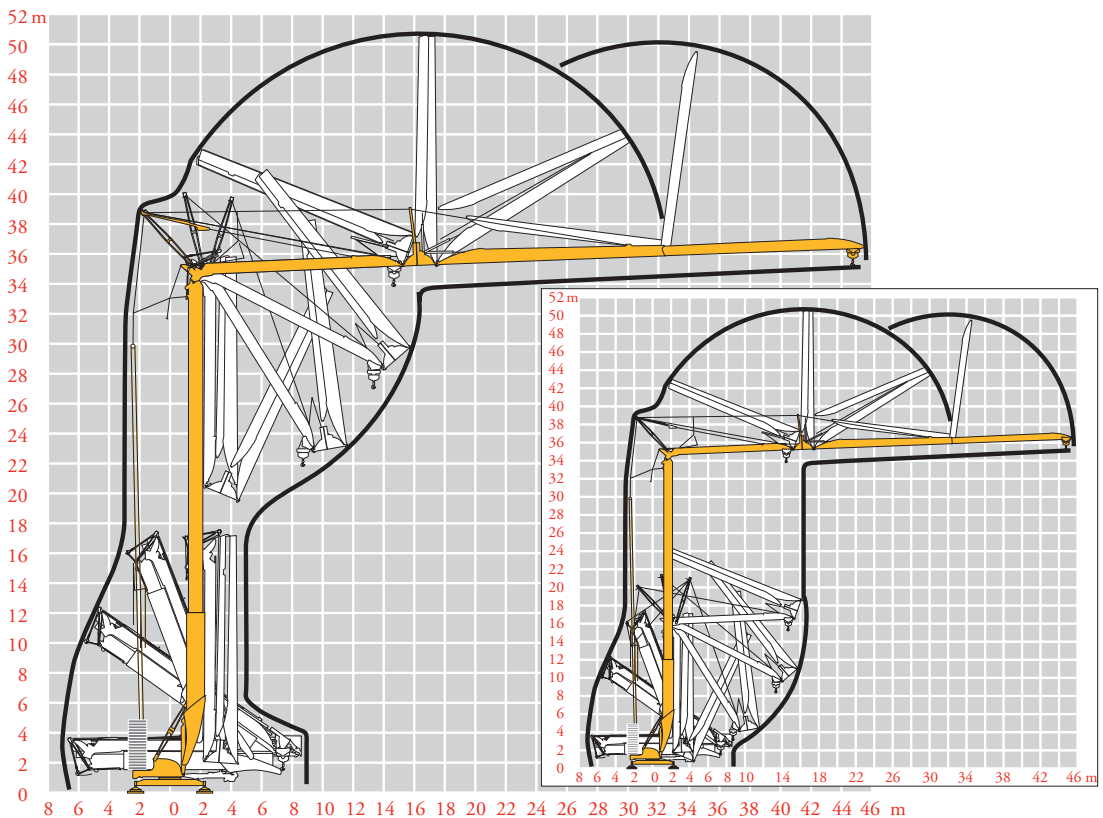
		U					UU					ch-PS hp	kW	
⬆	<b>20 LVF 15 Optima</b>	m/min	3,2	16	27	54	65	1,6	8	13,5	27	32,5	20	15
		kg	3000	3000	3000	1500	750	6000	6000	6000	3000	1500		
⬆	<b>5 DVF 5</b>	m/min	15 - 30 - 55 (0 → 2000 kg) - 15 - 30 - 40 (2000 → 6000 kg)										5,5	4
⬆	<b>RVF 151 Optima +</b>	α/min U/min - rpm	0 → 0,8										5,5	4
⬆	<b>TVF 324</b>	m/min	25										2 x 4	2 x 3
<b>IEC 60204-32</b>						<b>kVA</b>								
400 V (+10% -10%) 50 Hz						20 LVF 15 : 31 kVA								
480 V (+6% -10%) 60 Hz						20 LVF 15 : 31 kVA								

**20 LVF 15 Optima**



Montage  
Montage  
Erection  
Montaje  
Montaggio  
Montagem  
Монтаж

MEM3



**FR**

- ⬆ Leverage
- ⬆ Distribution
- ⬆ Orientation
- ⬆ Translation
- i Nous consulter

**DE**

- Heben
- Katzfahren
- Schwenken
- Kranfahren
- Auf Anfrage

**EN**

- Hoisting
- Trolleying
- Slewing
- Travelling
- Consult us

**ES**

- Elevación
- Distribución
- Orientación
- Traslación
- Consultarnos

**IT**

- Sollevamento
- Distribuzione
- Rotazione
- Traslazione
- Consultateci

**PT**

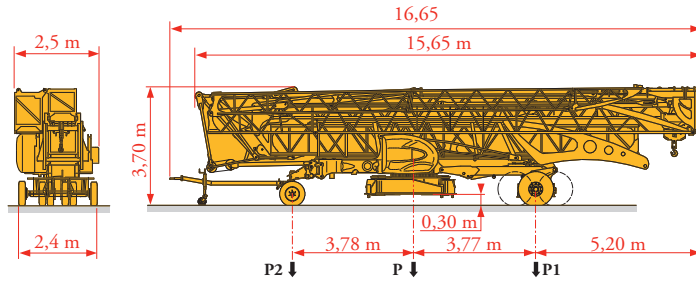
- Elevação
- Distribuição
- Rotação
- Translação
- Consultar-nos

**RU**

- Подъем
- Перемещение каретки
- Поворот
- Перемещение крана
- Проконсультируйтесь у нас

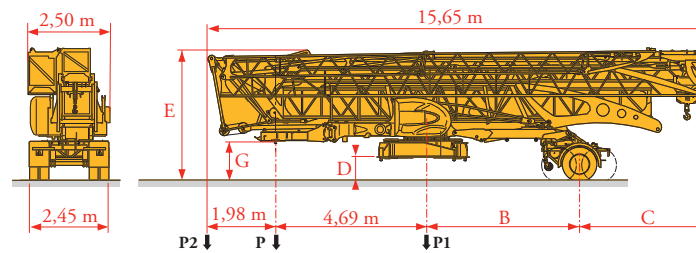
Transport  
 Transport  
 Transport  
 Transporte  
 Trasporto  
 Transporte  
 Транспортировка

MEM 4



	Km/h	P (kg)	P1 (kg)	P2 (kg)
DJ100/S120	10	19360	11491	7869
DJ105/S125	25	19650	11701	7949

... \*\*



	Km/h	B (m)	C (m)	D (m)	E (m)	G (m)	P (kg)	P1 (kg)	P2 (kg)
SL121/J135	25	4,20	4,78	0,70	4,10	1,30	20200	12800	7400
SL122/J215M	80	3,21	5,77	0,60	4,00	1,20	21050	15075	5975

... \*\*

**FR**

\*\*

Voir documentations techniques.

**DE**

Siehe technische Dokumentation.

**EN**

See technical documentations.

**ES**

Consulte la documentación técnica.

**IT**

Vedere la documentazione tecnica.

**PT**

Consultar documentações técnicas.

**RU**

см. техническую документацию



Document commercial non contractuel. Pour toute information technique se référer à la notice correspondante.

Unverbindliches Vertriebsdokument. Für technische Informationen, siehe die entsprechenden Anweisungen.

This commercial document is not legally binding. For any technical information, please refer to the corresponding instructions.

Documento comercial no contractual. Para cualquier información técnica, ver la noticia correspondiente.

Documento commerciale non vincolante, per tutte le informazioni tecniche fare riferimento al catalogo istruzioni.

Documento comercial não contractual. Para qualquer informação técnica complementar consultar as respectivas instruções.

Этот коммерческий документ не является юридически обязательным. Для получения технической информации, см. соответствующие инструкции.



**Manitowoc - Americas - World Headquarters**  
 2400 S. 44th Street • Manitowoc • WI 54220 USA  
 Tel: +1 920 684 4410 • Fax: +1 920 652 9778

**Manitowoc - Europe, Middle East & Africa**  
 Ecully, France  
 18, rue de Charbonnières B.P. 173 • 69132 ECULLY Cedex • FRANCE  
 Tel: +33 (0)4 72 18 20 20 • Fax: +33 (0)4 72 18 20 00

**Manitowoc - Asia Pacific**  
 16F Xu Hui Yuan Building,  
 1089 Zhongshan No.2 Road (S) • Shanghai 200030 China  
 Tel: +86 21 6457 0066 • Fax: +86 21 6457 4955